

2021/22 provider Qualification Achievement Rates

10:00 - 11:00
17 January 2023



> Nick Linford



1

Three provision types of QAR (all derived from the ILR)

<p>Education and training</p> <p>FM25 (16-19 study programmes)</p> <p>FM35 (AEB national and devolved)</p> <p>FM99 and LDFM 'ADL' (Advanced Learner Loans)</p>	<p>Apprenticeships</p> <p>FM36</p>	<p>Traineeships</p> <p>ProgType 24 (introduced as a QAR provision type for 20/21)</p>
---	---	--

<https://www.gov.uk/government/publications/qualification-achievement-rates-2021-to-2022>

Three types of performance for funded appren and E&T leavers*

Retention rate (QRR) = completed course / started

Pass rate (QPR) = fully achieved / completed course

Achievement rate (QAR) = fully achieved / started
or
Achievement rate (QAR) = retention rate x pass rate

Three types of performance for funded traineeships

Programme level QAR

Component level QAR (English and maths)

Component level QAR (Flexible learning)

* Only those planned to leave in relevant academic year counted

2

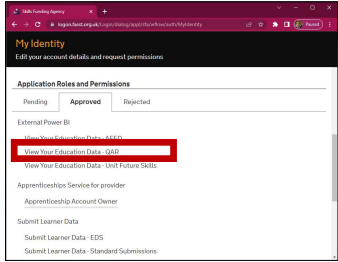
Reminder of typical publication dates

- Mid-January** **Provider provisional QAR on ESFA's VYED portal**
Based on final ILR but opportunity to identify calculation errors
- Mid-March** **Provider final QAR on VYED**
- Mid-March** **National tables of averages (NARTs) published on .gov.uk**
Opportunity to compare your provision to national averages
- Mid-July** **Individual provider NARTs published on .gov.uk**
Opportunity to compare your provision to other providers (last time published was for 2018/19)

3

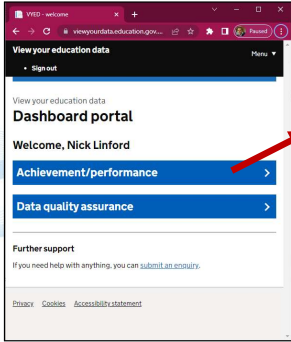
IDAMS permission and access the provider QAR via the VYED

IDAMS



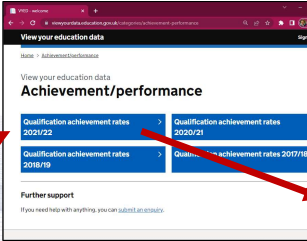
<https://logon.fasst.org.uk/>

VYED

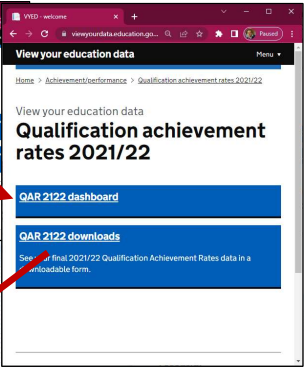


<https://viewyourdata.education.gov.uk/>

QAR



21/22 QAR

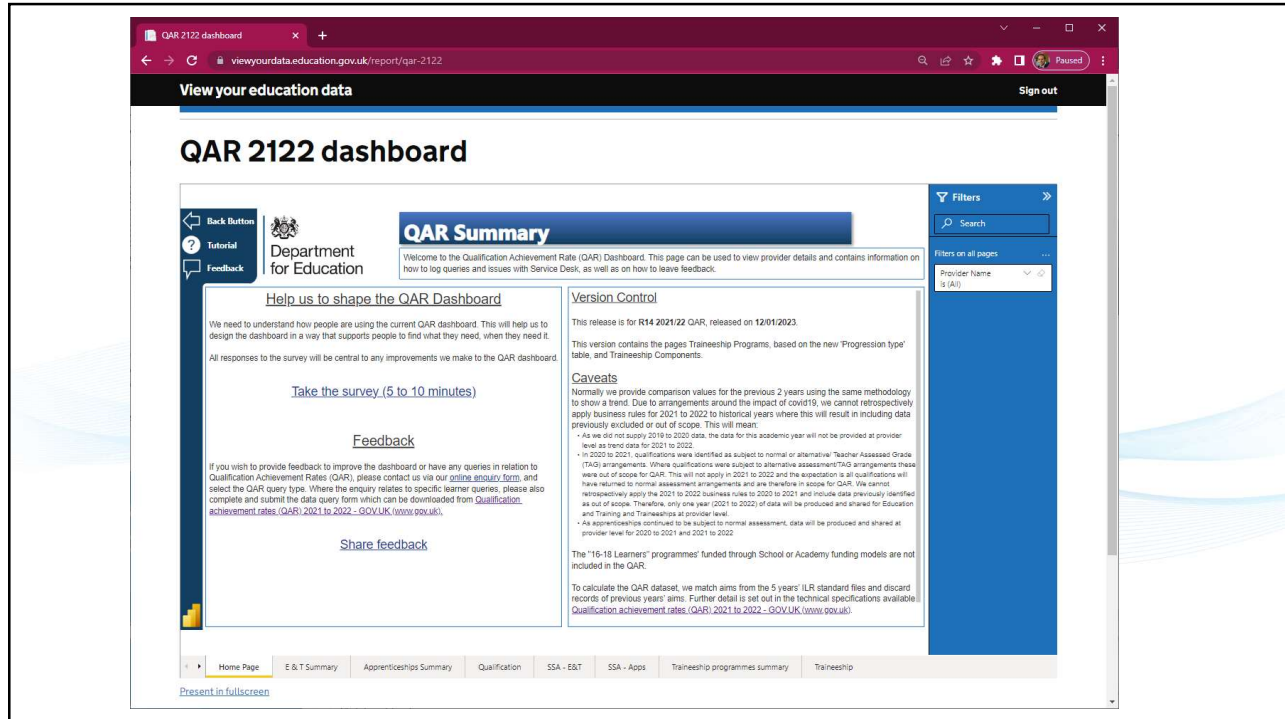


Appears to still be no download for R14

Link to data extract user guide

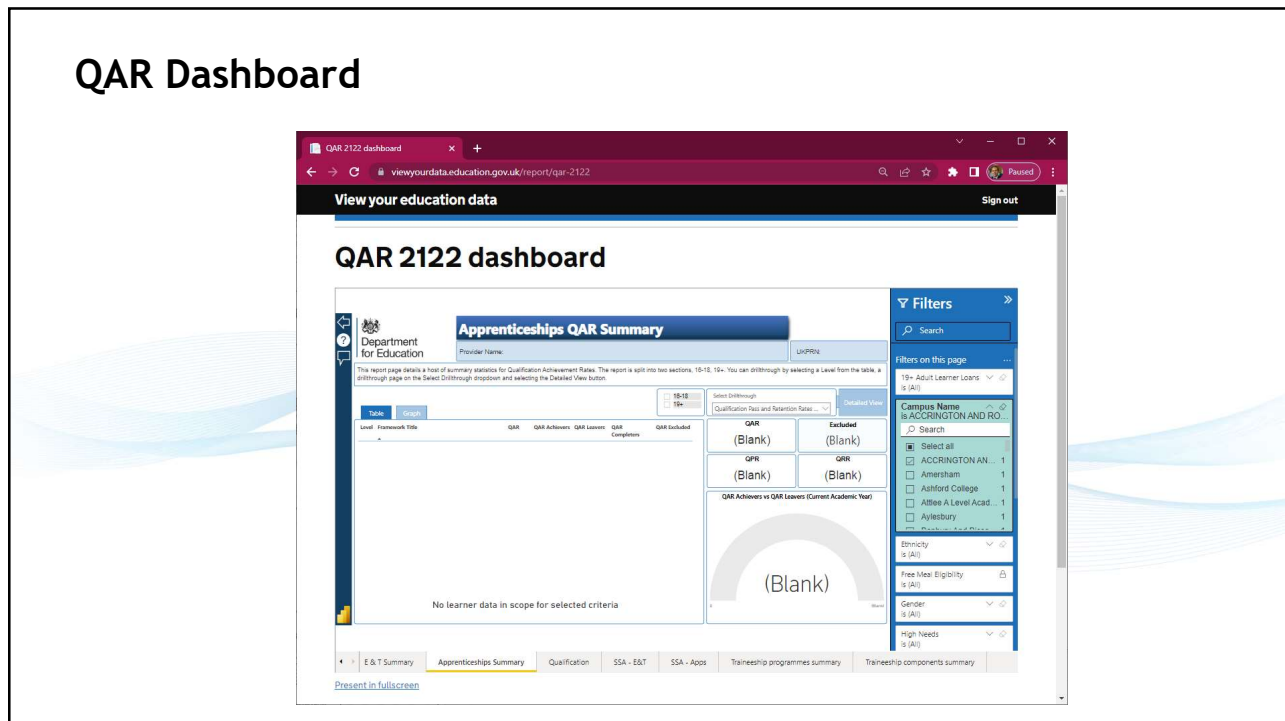
https://assets.publishing.service.gov.uk/government/uploads/system/uploads/attachment_data/file/1089538/QAR_Data_Extract_Guidance_202122.pdf

4



5

QAR Dashboard



6

Education and Training QARs

The national average for 2020/21 E&T QAR was 84.8%

You can interrogate national achievement rates on the DfE website

		2018/19	2019/20	2020/21
Total	Achievement Rate	86.2%	85.3%	84.8%
	Leavers	3,081,560	2,720,490	2,822,390
16-18	Achievement Rate	82.9%	84.7%	84.1%
	Leavers	1,469,530	1,420,740	1,459,280
19+	Achievement Rate	89.2%	86.0%	85.5%
	Leavers	1,612,030	1,299,750	1,363,110

<https://explore-education-statistics.service.gov.uk/find-statistics/further-education-and-skills/2021-22>

Timescales reminder

Mid-March National tables (NARTs) published on .gov.uk (compare against national averages)

Mid-July Provider NARTs published on .gov.uk (compare against other providers)

7

Apprenticeship QARs

The national average for 2020/21 QAR standards was just 51.8%

You can interrogate national achievement rates for standards on the DfE website

- ▼ [List of all supporting files](#)
- ▶ [Apprenticeship Achievement Rates Standards and Frameworks \(csv, 90 Kb\)](#)
- ▶ [More details](#)

	Achievement Rate			Leavers		
	2018/19	2019/20	2020/21	2018/19	2019/20	2020/21
Total	65.1%	57.5%	57.7%	294,990	270,470	275,380
Framework	69.2%	68.1%	68.9%	240,310	145,200	93,880
Standard	47.4%	45.2%	51.8%	54,680	125,270	181,490

<https://explore-education-statistics.service.gov.uk/find-statistics/apprenticeships-and-traineeships>

Timescales reminder

Mid-March National tables (NARTs) published on .gov.uk (compare against national averages)

Mid-July Provider NARTs published on .gov.uk (compare against other providers)

8

Why might R14 results differ from R12?

Obviously - most likely reason is changes to ILR data between 4 August and 20 October

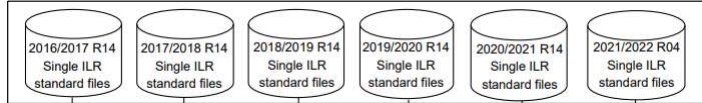
Why might R14 results differ from what you expected?

The ESFA use 2022/23 ILR R04 (6 Dec deadline) to check for overdue or late completers

In addition, we include the reporting year to capture those overdue continuing learning aims, overdue planned breaks or late completions recorded in the following funding year (up to R04). See later section [calculating the hybrid end year](#) for further details on how we calculate the hybrid end year.

9. There can be a delay between completing a learning aim and the notification of the achievement. To account for this delay and ensure all relevant leavers are included, we use information from the 2022 to 2023 R04 ILR to identify learning aims with a planned end date in 2021 to 2022. If you update records in your 2022 to 2023 R04 return that you submitted in your 2021 to 2022 R14 return, then we will use the R04 record to determine your QAR.

In fact, the ESFA use 6 ILR files from 6 different years to calculate the 2021/22 provider QAR



<https://www.gov.uk/government/publications/qualification-achievement-rates-2021-to-2022>

9

Apprenticeship providers may be getting a call

ESFA Update 4 Jan: “The next round of Accountability Framework reviews will commence in early February”

Table 1: Quality and supplementary indicators and thresholds

Indicator	At risk	Needs improvement
Quality indicators		
Achievement rates as calculated as part of Qualification Achievement Rates (QAR)	All age apprenticeship achievement rate of less than 50%	All age apprenticeship achievement rate greater than or equal to 50% and less than 60%

Indicator	At risk	Needs improvement
Quality indicators		
Retention rates as calculated as part of Qualification Achievement Rates (QAR)	All age apprenticeship retention rate of less than 52%	All age apprenticeship retention rate greater than or equal to 52% and less than 62%

https://assets.publishing.service.gov.uk/government/uploads/system/uploads/attachment_data/file/1078727/Apprenticeship_Accountability_Framework_Technical_Specification_2021_to_2022.pdf

10

New apprenticeship software to include QAR

Download here: <https://apprenticeshipdata.co.uk/software/>

11


Future webinars - register at www.lsect.co.uk

- > 18 January - Apprenticeship Accountability Framework
- > 30 January - 16-19 funding and PDSAT audit update
- > 1 February - Making sense of achievement rates
- > 7 February - Using FIS and ILR funding reports
- > 8 February - Apprenticeships and PDSAT
- > 9 February - Apprenticeship funding
- > 22 February - Lsect Annual Data Conference (London)
- > 20 March - T-Level funding - an essential guide

Thank you

LSECT
LEARNING & SKILLS
EVENTS, CONSULTANCY & TRAINING

12



13